

ONEMARKETS - SMART PLAN

IE0008UDY9A5

SHARE CLASS: A EUR (Accumulating)

Unless otherwise stated, all data as of the end of April 2026

FUND OVERVIEW

The Fund's investment objective is to achieve medium to long-term capital growth by gradually increasing the exposure to equities and equity related securities issued by companies worldwide (including emerging markets), over a 5-year period commencing from the launch (the "equity accumulation phase"). After the equity accumulation phase, the Fund's portfolio shall be actively managed with at least 75% of its net assets in equities and equity related securities. Throughout its lifetime, the Fund may invest up to 100% of its net assets in units of Collective Investment Schemes including ETFs. These may be domiciled in the European Union or the United Kingdom. Derivatives may be used for hedging and investment purposes. The Fund's base currency is EUR.

KEY FACTS

| | |
|-------------------------|--------------|
| Fund Category | Allocation |
| Fund Launch Date | 2024 |
| Share Class Launch Date | 2024 |
| Fund Base Currency | EUR |
| Share Class Currency | EUR |
| Management Style | Active |
| Domicile | Ireland |
| Fund Type | UCITS |
| ISIN | IE0008UDY9A5 |
| Investor Type | Retail |
| NAV Frequency | Daily |
| AUM | EUR 1273 mln |

RETURN ON A POTENTIAL INVESTMENT OF EUR 1,000



Performances are displayed in the reference currency of the unit class, and is calculated on the basis of the Net Asset Value (NAV). The NAV is net of all fees, excluding only the commissions and costs incurred on the issue and redemption of units, or any taxes that may be levied. Past performance is not an indicator of current or future results.

PORTFOLIO MANAGERS & ADVISORS

Marco Fazi (Milano)

TOP TEN

| | |
|-------------------------------|-------|
| INVESCO S&P 500 ACC | 5.80% |
| ISHARES CORE MSCI WORLD | 4.10% |
| ISHARES MSCI WORLD ESG SCRND | 3.10% |
| ALPHABET INC-CL A | 1.90% |
| NVIDIA CORP | 1.80% |
| APPLE INC | 1.50% |
| BUONI POLIENNALI DEL STEP CPN | 1.30% |
| 05/03/2030 | |
| SPDR MSCI WORLD ACC | 1.30% |
| MICROSOFT CORP | 1.20% |
| BUONI POLIENNALI DEL TE 2.85% | 1.10% |
| 01/02/2031 | |

ESG OVERVIEW

Overall ESG Rating



HISTORICAL PERFORMANCE

| 2021 | 2022 | 2023 | 2024 | 2025 | YTD |
|------|------|------|-------|-------|-------|
| | | | 3.80% | 3.41% | 1.66% |

The figures shown relate to past performance. Past performance is not a reliable indicator of current or future results and should not be the sole factor of consideration when selecting a product or strategy.

ROLLING PERIOD PERFORMANCE

| 1M | 3M | 6M | 1Y | 3Y | 5Y |
|-------|-------|-------|-------|----|----|
| 4.15% | 1.15% | 1.06% | 7.88% | | |

Share Class performance is calculated on the Net Asset Value (NAV) basis, with income reinvested, net of fees.

KEY RISKS

Credit Risk: Risks associated with issuers of debt securities, even those with a very high rating, may not be able to make payments to investors, or the fear associated with this risk may result in a decrease in the value of their debt securities.

ESG Strategy Risk: Risks associated with investment policies that take an ESG approach. The use of ESG criteria can affect the performance of a Sub-fund, which may, therefore, differ from that of other Sub-funds with similar investment policies but which do not take ESG criteria into account.

Equity Risk: Risks associated with direct or indirect holdings of the stock of corporates, the value of which could increase or decrease depending on the issuer characteristics (solvency, financial standing) and the overall trend of financial markets.

For full disclosures on all key risks, please refer to the Key Investor Information Document (KID).

SYNTHETIC RISK & REWARD INDICATOR

Synthetic risk and reward indicator based on the volatility of the share class of the previous 5 years.

| | | | | | | |
|---|---|---|---|---|---|---|
| 1 | 2 | 3 | 4 | 5 | 6 | 7 |
|---|---|---|---|---|---|---|

For more details, please refer to the Key Investor Information Document (KID).

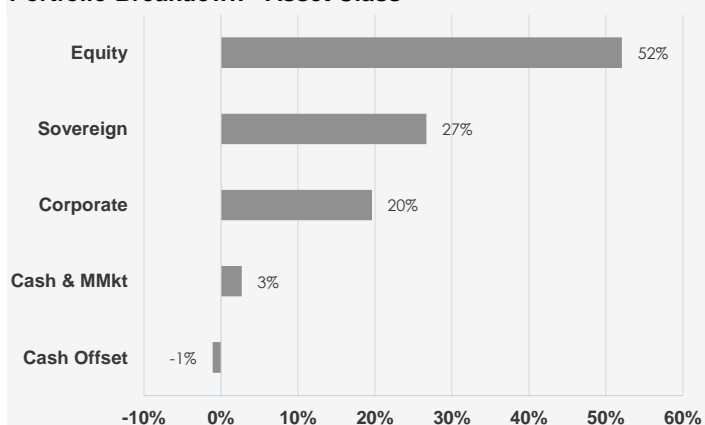
ONEMARKETS - SMART PLAN

IE0008UDY9A5

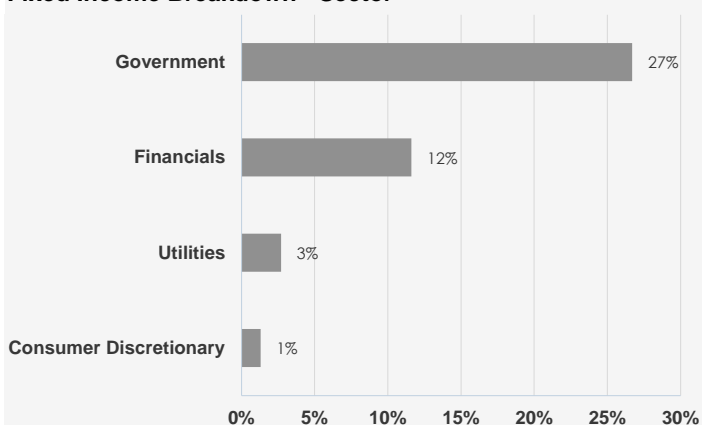
SHARE CLASS: A EUR (Accumulating)

Unless otherwise stated, all data as of the end of April 2026

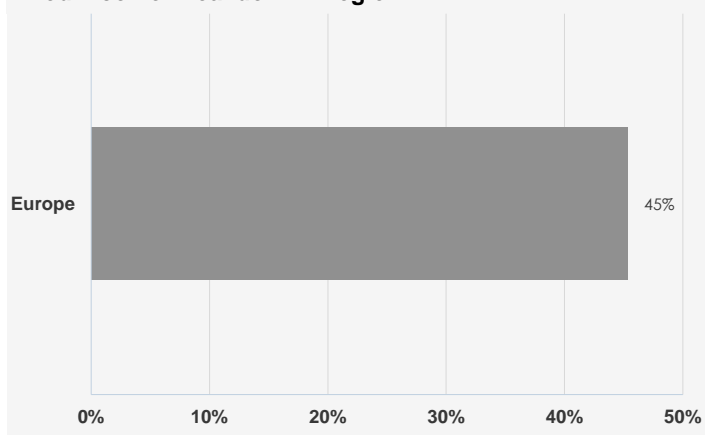
Portfolio Breakdown - Asset Class



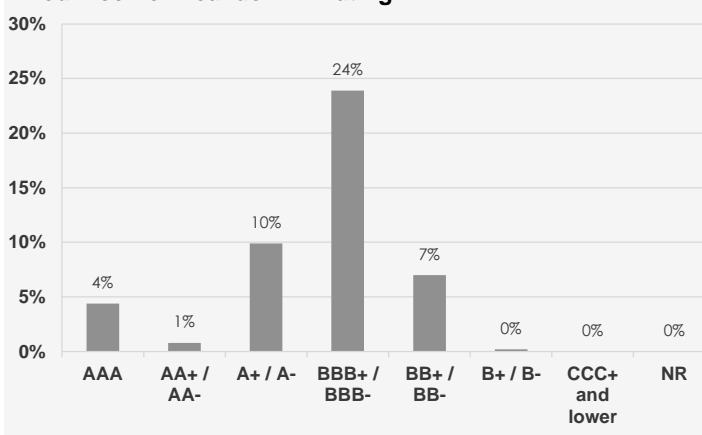
Fixed Income Breakdown - Sector



Fixed Income Breakdown - Region



Fixed Income Breakdown - Rating



AVAILABLE SHARE CLASSES

| ISIN | Curr | Share | Max Entry Fees | Ongoing Charges | Max Exit Fees | Min Inv | Launch Date | Inv Type | Hedged |
|--------------|------|----------------------|----------------|-----------------|---------------|---------|-------------|----------|--------|
| IE0008UDY9A5 | EUR | A EUR (Accumulating) | 0% | 2.74% | 0% | 100 | 29/01/2024 | Retail | No |
| IE000DV5SAD3 | EUR | C EUR (Accumulating) | 0% | 2.74% | 1.70% | 100 | 08/02/2024 | Retail | No |
| IE000UU0OPD1 | EUR | A EUR (Distributing) | 0% | 2.74% | 0% | 100 | 29/01/2024 | Retail | No |

Disclosure

This fund promotes environmental and/or social characteristics within the meaning of Article 8(1) of the SFDR Regulation, and is required to maintain an overall ESG rating of at least BBB at portfolio level. The ESG rating is based on MSCI ESG Research data and methodology. Legend: 4 green leaves = AAA; 3 green leaves = AA; 2 green leaves = A; 1 green leaf = BBB; 1 grey leaf = BB, B, CCC or rating not available.

The value of investment interests can fall as well as rise. Any capital invested may be at risk and you may not get back some or all of your original capital. The value of investments and any income is not guaranteed and can go down as well as up and may be affected by exchange rate fluctuations. This means that an investor may not get back the amount invested.

ONEMARKETS - SMART PLAN

IE0008UDY9A5

SHARE CLASS: A EUR (Accumulating)

Unless otherwise stated, all data as of the end of December 2025

THIS IS A MARKETING COMMUNICATION. You should read the prospectus of onemarkets Italy ICAV (the "ICAV") and the key investment information document ("KID") before making any final investment decisions. The ICAV is an Irish open-ended collective asset management vehicle with umbrella funds, limited liability and segregated liability between its funds, registered and authorised by the Central Bank of Ireland ("CBI") to carry on business as an ICAV under the Irish Collective Asset-management Vehicles Act, 2015 and constituted as an undertaking for collective investment in transferable securities under the European Communities (Undertakings for Collective Investment in Transferable Securities) Regulations 2011 (S.I. No. 352 of 2011, as amended). Nova Investment Management Limited is the designated management company of the ICAV and is regulated by the CBI. The information contained in this document is confidential, proprietary to Nova Investment Management Limited and intended for the sole use of the recipient. The material may not be reproduced, distributed or used for any other purpose. The information contained in this document is not exhaustive and does not contain specific fundamental information about the investments described herein, including important information and risk factors associated with such investments, and is also subject to change without notice. The recipients of this document assume full and absolute responsibility for the use of the data, information and opinions contained therein and for any investment decisions made on the basis of the same. Any use of the document as an aid to investment decisions is entirely at the user's own risk. This document is not intended to be, and should not be construed or used, as an offer to sell or a solicitation to buy shares of the fund mentioned. If an offer is made, it will be on the basis of the prospectus and the KID, which contains detailed information on the investment conditions and the risks, commissions and expenses associated with an investment in the ICAV. Neither the CBI nor any relevant national or supranational authority has approved or disapproved, deliberated or endorsed the merits of these securities. In addition, the performance information contained herein has been prepared by or on behalf of Nova Investment Management Limited and has not been independently audited or verified, except for certain year-end figures. Investment returns may vary materially from the stated objectives and/or targets, so investors may suffer a gain or loss when redeeming their investment. As with any investment (vehicle), past performance is not a guide to future performance. Forward-looking statements constitute the opinion of Nova Investment Management Limited and do not guarantee any precise outcome or performance. All investments involve substantial risk. Profitability and investment returns depend on numerous factors, which may impact the active management of securities, in all global markets. The opinions expressed are those existing only as of the date of publication of this material. The information provided in this material is illustrative and no assurance can be given that the future events referred to (including anticipated or estimated returns or performance results) will occur in the terms contemplated herein or at all. Whilst the data contained herein has been prepared on the basis of information which Nova Investment Management Limited believes to be reliable, Nova Investment Management Limited does not warrant the accuracy or completeness of such information. The managers appointed by Nova Investment Management Limited to manage its portfolios may be subject to future change and it is likely that other managers will be appointed to the portfolio in the future. Further information about the ICAV, including its legal documentation, can be found at www.novainvestment.ie. The website also includes a summary of investor rights and further information on access to collective redress mechanisms.